



SECRETARY OF RISING PRICES
Levi Tation
BEST WAY TO DOUBLE YOUR MONEY →

PAUL GALLAGHER

... MAGICIAN ...
FOLD IT AND PUT IT IN YOUR POCKET
THE MAN WITH CONNECTIONS
Levi Tation Kings



PAUL GALLAGHER
paul@gallaghermagic.com
216-272-4939

MYSMERY DOTMART

The Baffling Mystery Is...

...Where Can You Spend It?

YOU CAN'T BEAT A MAGIC SHOW FOR
ONE
OF THE BEST SHOWS IN TOWN!



LUDICROUS LOOT

LUDICROUS LOOT



SECRETARY OF RISING PRICES
Levi Tation
BEST WAY TO DOUBLE YOUR MONEY →

PAUL GALLAGHER

... MAGICIAN ...
FOLD IT AND PUT IT IN YOUR POCKET
THE MAN WITH CONNECTIONS
Levi Tation Kings



THE REAPPEARING EAGLE MYSTERY
With the eagle bill held firmly in your hands, stare at the dot in the middle of the eagle. Now, without blinking your eyes, slowly count to 50. When this is done, look at a blank wall or the sky and you will see the eagle, greatly enlarged, slowly appear before you!



LUDICROUS LOOT

LUDICROUS LOOT

As you hold a handkerchief by one corner, announce that you will cause a knot to appear on the opposite end! You then raise and drop the lower corner two or three times. "Hearo, a knot does appear!" The Secret: A knot, already tied, is hidden in your hand. Raise and drop the unknotted end two or three times. On the third time, keep the unknotted end in your hand and let the end with the knot fall!

Holding a handkerchief with the handkerchief in your hand, you cut off the end that protrudes above your feet with a scissors! But you assure the shocked owner by saying a magic word and showing the handkerchief fully restored!
The Secret: A piece of white cloth is hidden in your feet. It is exposed as you push the handkerchief up from the bottom. You cut the secret piece. Hold it in your hand as you restore the handkerchief!

I'm going to squeeze this coin so hard that I'll cause it to cry tears of pain! If you say as you show the coin to your audience. You, then, with magic expressions of emotion, squeeze the coin. "A drip of water fell from it!" The Secret: A hidden wad of water-soaked paper is firmly squeezed against the water coin, causing the water to drip as tears, from it!

Hand someone a box of crayons. Now bow with your back to the audience, and both hands behind you, ask that person to place one of the crayons in your left hand. Now face the audience, your hands still behind you. Then suddenly point your right hand at the "hidden" and correctly tell him the color of crayon he handed you!
The Secret: Simply take the crayon hand as you, and mark your right hand with a dot. A dot, gones on your nail tells all!

A MAGICIAN IS A PRESTO DIGITATOR

MAGIC IS A TRICKY BUSINESS

FUN & EASY

SOME ONE HANDS YOU ANY CRAYON THEY WISH, AS YOUR BACK IS TURNED. SECRETLY MARK YOUR THUMB NAIL WITH THE CRAYON, THEN HAND BACK THE CRAYON TO YOUR VICTIM. YOU HAVE NOW, AT ANY TIME, GREEN THE CRAYON!

NOW, YOU TURN AROUND, AND POINTING YOUR FINGER AT THE SAID VICTIM, YOU TELL HIM THE COLOR OF THE SECRET CRAYON!

SEE MARK ON THUMB!

MAKE A TUBE FROM A PIECE OF PAPER. HOLD IT UP TO YOUR EYE TO LOOK THROUGH IT. ALONG SIDE OF THE TUBE HOLD YOUR OPEN HAND AS SHOWN IN THE DRAWING. BE SURE TO KEEP BOTH EYES WIDE OPEN AND YOU WILL SEE A HOLE IN YOUR HAND.





WHAT HE SEES!

TELL YOUR FRIENDS THAT YOU CAN HYPNOTISE AN ORDINARY LEAD PENCIL AND MAKE IT WRITE ANY COLOR THEY ASK YOU TO!

MAKE IT WRITE RED! SAYS ONE. -SO YOU, WITH A FLOURISH, DO JUST THAT!

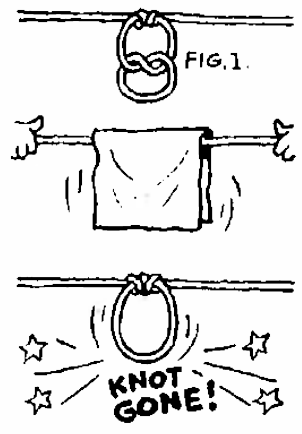
ANY OTHER COLOR IS JUST AS EASY TO DO!



OPEN A BOOK AND PLACE FOUR COINS ON IT (FIG. 1). TELL SOMEONE THAT YOU WILL POUR THE COINS INTO THEIR CUPPED HANDS, BUT, IN SO DOING, YOU'LL CAUSE THE COINS TO MULTIPLY TO EIGHT IN NUMBER (FIG. 2). BEFORE HAND, HIDE FOUR COINS INSIDE THE BACKCOVER OF THE BOOK (FIG. 3). CLOSE THE BOOK AND THE COINS ARE SECURED. WHEN YOU OPEN THE BOOK, THE HIDDEN COINS WILL SLIDE OUT, JOINING THE FOUR ORIGINAL COINS (FIG. 2).

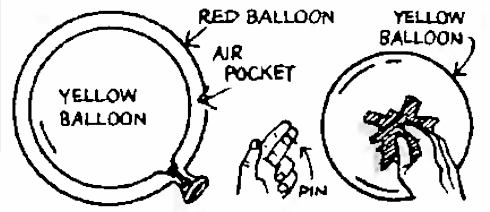
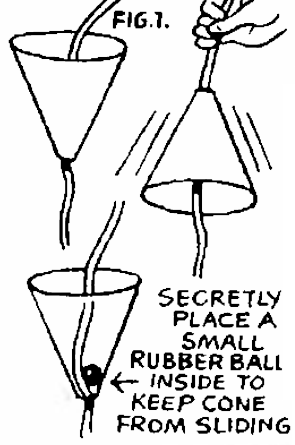
KNOTS TO YOU!

MAKE TWO KNOTS IN A ROPE AS SHOWN IN FIG. 1. TWO PEOPLE HOLD THE ENDS OF THE ROPE. COVER THE KNOTS WITH A HANDKERCHIEF REACH UNDER THE HAN- KY, SAYING, 'HOCUS- POCUS' WHILE YOU WORK UP THE LOWER KNOT TIGHT UP AGAINST THE TOPMOST KNOT. NOW, REMOVE THE HAN- KY - SHOWING THE LOW- ER KNOT IS GONE!!!



The CONEHEADS LOVE THIS ONE!


WITH SOME CON- STRUCTION PAPER, MAKE A LARGE CONE (FIG. 1). PLACE A ROPE THROUGH IT AS SHOWN. NOW ANNOUNCE THAT YOU WILL TURN THE CONE UPSIDE DOWN AS YOU HOLD THE ROPE. YOU DECLARE THAT THE CONE WILL NOT FALL TO THE FLOOR... AND IT DOES NOT!!



Blooie Balloons

A RED BALLOON IS SHOWN. IN A FLASH, A LOUD REPORT IS HEARD, AND THE RED BALLOON CHANGES TO YELLOW!

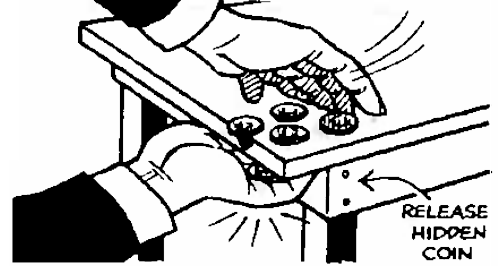

PREPARE THIS TRICK BY STUFF- ING A YELLOW BALLOON INSIDE A RED ONE. BLOW UP THE INNER YELLOW BALLOON, THE RED ONE WILL SWELL UP WITH IT. TIE THE NECK OF THE YELLOW BALLOON WITH A RUBBER BAND. NOW BLOW MORE AIR INTO THE RED ONE TO CAUSE AN AIR POCKET BETWEEN THE BALLOONS. HOLDING THE RED BALLOON ALOFT, PRICK IT WITH A SECRETLY HELD PIN. THE RED ONE WILL BURST AND THE YELLOW BAL- LOON REMAINS!



FIRST YOU MUST MAKE THE TWO CARDS AS SHOWN IN FIG. 1. SIMPLY USE TWO BLANK PLAYING CARDS, OR CUT OUT TWO CARDS FROM LIGHT CARDBOARD. WITH A FELT MARKING PEN, DRAW IN THE DOTS (FIG. 1). DO NOT EVER SHOW THIS SIDE OF THE CARDS. PLACE YOUR FINGERS OVER THE BOTTOM DOT (FIG. 2). SHOW THE CARD AND SAY, 'HERE IS THE ACE!' - TURN THE CARD OVER, PLACE YOUR FINGERS ON THE BLANK SPACE (FIG. 3). SHOW THE CARD AGAIN AND SAY, 'I'VE CHANGED IT TO A THREE SPOT!' FOLLOW FIG. 4. AND FIG. 5. AND YOU SHOW A 'FOUR' SPOT AND MAGICALLY CHANGE IT INTO A 'SIX' SPOT!

Card Box X-Ray

ASK SOMEONE TO THOROUGHLY SHUFFLE A DECK OF CARDS. THE CARDS ARE HANDED TO YOU AND YOU PUT THEM INTO THE BOX THEY CAME IN. YOU NOW REMOVE THE CARDS, ONE BY ONE, BUT NAME EACH CARD BEFORE RE- MOVING THEM! YOU HAVE, BEFORE- HAND, CUT OUT A LITTLE WINDOW IN THE BOX. THIS ALLOWS YOU TO SEE THE NAME OF THE CARD YOU ARE ABOUT TO SHOW!



Multiplying Coins

YOU PLACE 4 COINS ON THE TABLE. YOU NOW TELL YOUR FRIENDS THAT YOU CAN, WITH YOUR MYSTERIOUS POWERS, CAUSE THE 4 COINS TO CONVERT INTO 5! SECRETLY, YOU HAVE ATTACHED A COIN (WITH A DAB OF SOAP) TO THE UNDERSIDE OF THE TABLE. BRUSH THE COINS INTO YOUR CUPPED LEFT HAND AND AT THE SAME TIME RELEASE THE HIDDEN COIN. IMMEDIATELY MAKE A FIST AROUND THE COINS. ASK SOMEONE TO TOUCH YOUR FIST, THEN OPEN YOUR HAND, AND BEHOLD... THERE ARE FIVE COINS!